


USER MANUAL

SOLAR INVERTER


ON-GRID/OFF GRID / HYBRID
JUPITER-ULTRA-SERIES



PV Voltage Range
60-450VDC



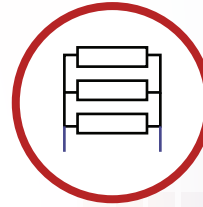
Dual Output




ON || OFF
GRID



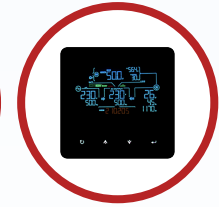
Run With or
Without Battery



Support Parallel
Operation



Pure Sine
Wave



Colour LCD
Display

